



DARSHAN ACADEMY

**SESSION
(2025-26)**

**VACATION
ASSIGNMENT
(MINDFUL MOMENTS)**

**FOR
CLASS - II**

FUN LEARNING ACTIVITIES

TASK-1

“Sense- sational Learning”

- Go for a walk in a nearby park with your grandparents/ parents.
- You will realize that you have been blessed with two of God’s greatest gifts.....Nature and your family.
- As you enjoy your walk through the garden, discover the magic of your five senses. Now, paste or draw at least two pictures each
- Also write the names of the things in an A4 sheet that.....

You saw.....

You smelt.....

You heard.....

You touched.....

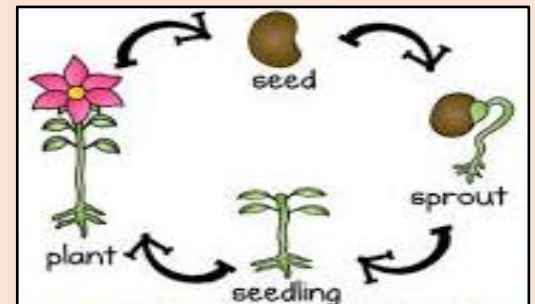
TASK-2

“Seeds of life: A growing experience”

- Take the help of your elders or siblings.
- Learn to grow a plant from any seed you pick.
- Have fun watching the seed grow into a seedling.

Things you need:

- Seeds of your choice such as pumpkins seeds, sunflower seeds, beans, etc.
- Good quality soil.
- A container to hold the soil and your seeds.
- Water, Sunlight and warmth.



What you need to do:

- Fill the container with soil.
- Plant the seeds inside the soil.
- Put the container in a warm place.
- Keep the soil moist by watering it every day.
- After a week’s time the seed that you have planted and cared for will develop into a tiny plant called a seedling. Continue to look after your seedling and monitor it.


Bring your plant to school in a decorated pot.

LANGUAGE DEVELOPMENT

All About Me

Hello! My name is

.....



I am years old.

My favourite color is

.....



I love to eat

My mother's name is

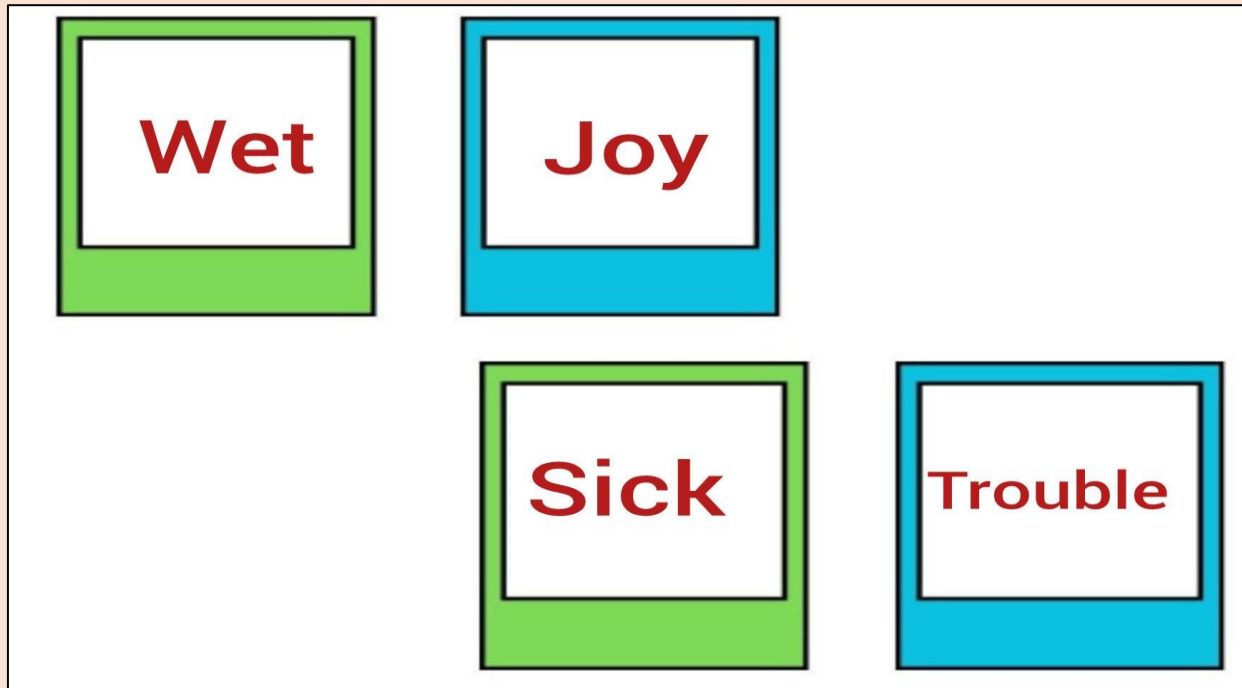
My father's name is

To talk to me call me on.....


Word Vocabulary

Week - 1

Read the following words and search for their meanings using dictionary:



In the space given below write two rhyming words for each word given above:



DAYS OF THE WEEK

- Fill in the missing letters to complete the names of the days of the week.

M n d y

T u s a y

W d e d a y

T u r d a

F r d y

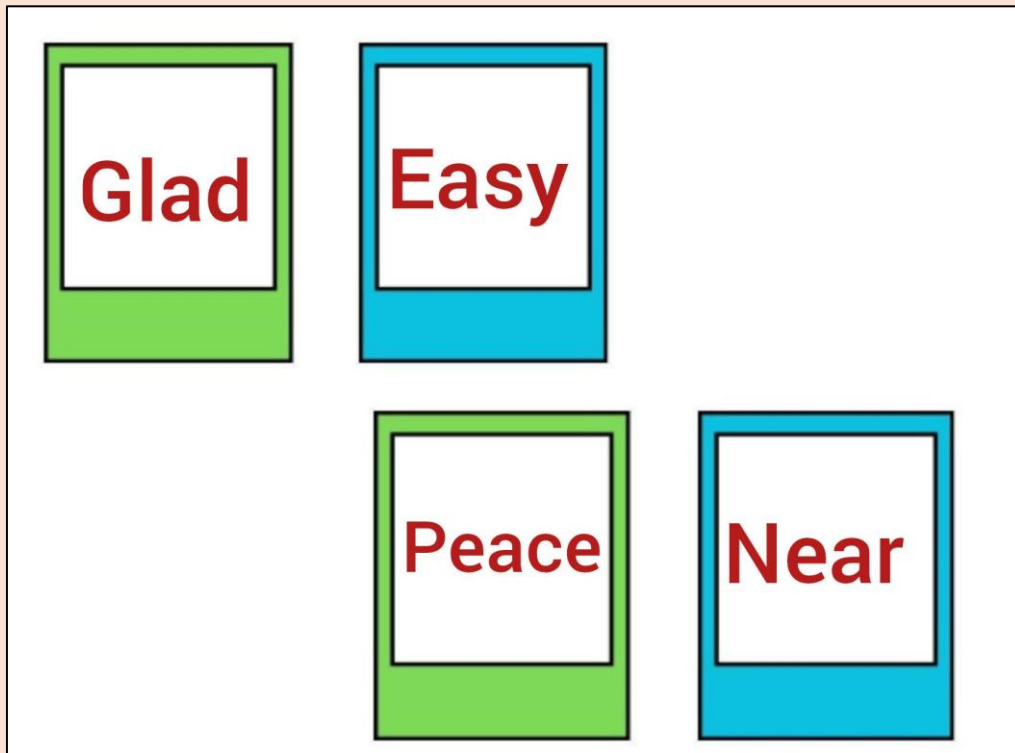
S t u d a

S n a y


Word Vocabulary

Week - 2

- Read the following words and search for their meanings using dictionary:



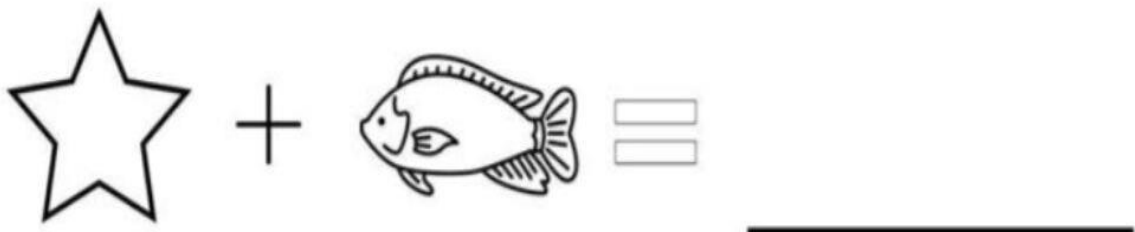

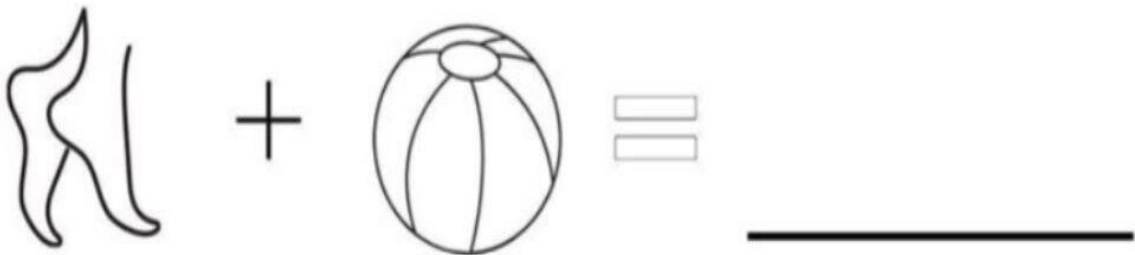
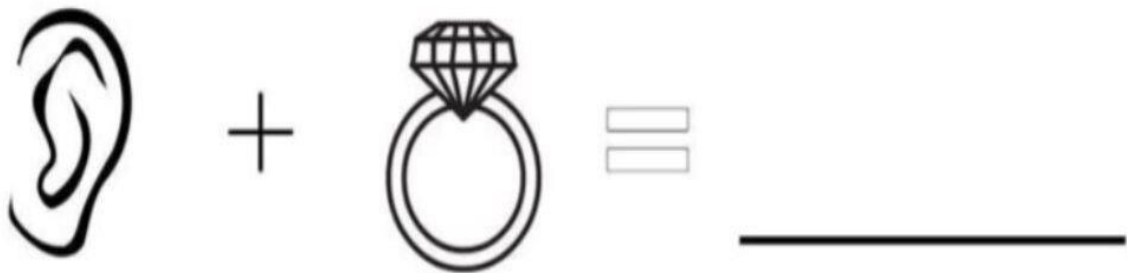

In the space given below search and write a word with a similar meaning of the words given above:



COMPOUND WORDS

Use the pictures to help you create the compound word:

For eg: Sun+Flower=Sunflower



Word Vocabulary

Week - 3

Read the following words and search for their meaning using dictionary:


Hope

Curd

Tiny

Knock


In the space given below search and write the opposite for each word you learn above :



STORY TIME

"Every story has a lesson, an adventure, and a little bit of magic. Are you ready to begin?"

Ask your grandmother/mother to narrate any story to you. Draw anything from that story on the canvas given below :

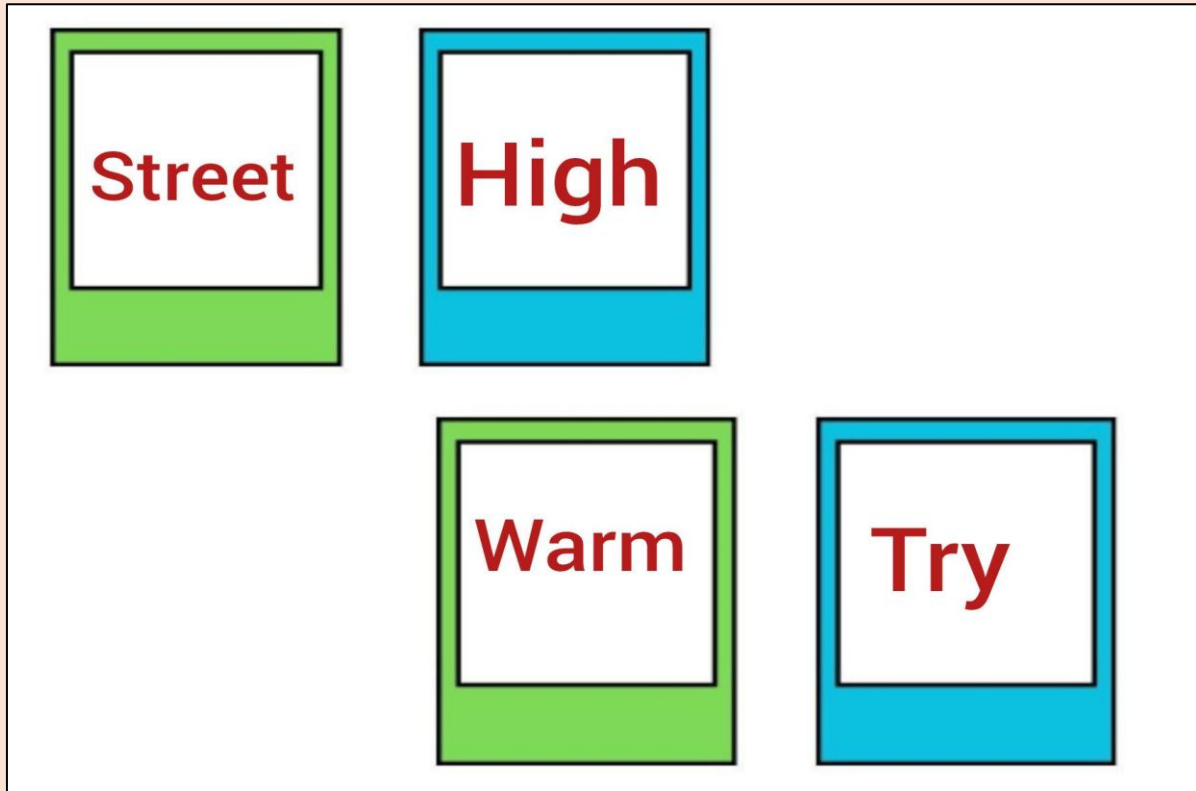


Now shoot your video narrating the same story in your own words and share it with your class teacher.


Word Vocabulary

Week - 4

Read the following words and search for their meanings using dictionary:




Now Frame simple sentences using the above words:



READ AND WRITE

“The more we read, the better we write!. Let’s have fun with words today!”




I am a fish.

I live in the sea.

I love to swim.

I can swim fast.

Now write a few lines using the picture below:



1.

2.


3.

4.

TASK-1

- दिए गए चित्रों को देखकर और सही विकल्प को चुनकर कहानी को पूरा कीजिये:

(जाल शेर पकड़ दोस्त निकला)



एक जंगल था । जंगल में ____ सो रहा था उसने देखा कि चूहा उसके आसपास घूम रहा था। उसने चूहे को ____ लिया, जैसे ही वह चूहा को खाने लगा चूहा बोला महाराज मुझे छोड़ दो मैं किसी न किसी दिन तुम्हारे जरूर काम आऊंगा। शेर ने कहा चलो देखते हैं अगले दिन एक शिकारी ने शेर को ____ में डाल दिया, इतने में वही चूहा उधर से ____ उसने शेर को जाल में बंद देखा तुरंत उसने जाल को काटने का प्रयास किया और जाल काट दिया। शेर आजाद हो गया और शेर और चूहा ____ बन गए ।

TASK-2

- प्रत्येक व्यंजन के पांच पांच शब्द लिखकर शब्दकोश तैयार कीजिए।

TASK-3

- प्रत्येक सप्ताह में पांच शब्द अखबार या पत्रिका से ढूंढ कर लिखिए।





NUMERACY SKILLS

TASK-1

“Numbers at work: strengthening Maths skills”

- Look at the following fruits and find the number of seeds in it.
- Draw these fruits in ascending order according to the seeds in it.
- Have fun!



TASK-2

Shapes in action!

- Tuffy, the dog, is homeless and is looking forward to have one. Will you help him have his own house?
- Make a house with different shapes that you have learnt, using colourful paper on a A-4 sheet.



TASK-3

- A code is a way of writing a message in secret. Each
- letter of the alphabet is replaced by a number like: A=1, B=2, C=3, D=4, and so on till Z=26
- so if you want to write I AM FINE, you will write your secret message as 9 113 69145
- Kindly write five (5) secret messages about your family members and let them try and find out your hidden message.

TASK-4

- Visit a market with your parents and purchase any five (5) healthy food items which cost less than ₹ 100.
- Paste their pictures and write their prices on A4 sheet like given below:



₹ 95



₹ 60

Then write their:

- Number Names-_____
- Ascending and Descending order-_____
- Before, After and Between-_____
- Add the total amount spent on them-_____


TASK-5

“Table Time Fun”

- Learn tables from 2 to 10 and write on A4 sheet.



- All work and no play makes Jack a dull boy.
- Here are some yoga poses for you to practise and become both mentally and physically strong.





- Get a photograph clicked of your self-doing your favourite yoga pose and post it in your Class WhatsApp Group.

FUN FACT

International Yoga
Day is celebrated
on 21 June

SOCIAL ACTIVITIES



“Let’s Learn, share and grow together”

Always say thank
you and sorry

Be grateful

Listen before
speaking

Be polite and kind

Always help others



Respect everyone

Don’t be rude or pull-
down others

Be punctual

Be generous and
thoughtful

Household chores and duties

TASK-1

- Match each picture with the correct chores.



water the plants



feed the pet



lay the table



lay the bed



walk the dog



help in kitchen



dusting

Make a list of chores you do at home to help your parents.

Click or draw your pic while doing the household chores and stick any five pictures on a A-4 sheet making a collage.