



DARSHAN ACADEMY

**SESSION
(2025-26)**

**VACATION
ASSIGNMENT
(Mindful Moments)**

**FOR
CLASS UKG**





Holidays are the best time of the year.

Time to shout, clap & cheer!!!

Jump about and have lots of fun,

Enjoy treats in tons and tons!!!

Plan a trip, go around and explore.

Playing or cycling, whatever you do.

Be helpful and nice to all each day,

You are a Darshanite - A winner all the way!!!

Remember to share your fun moments with us!

Help your child to take care of 'Personal hygiene'



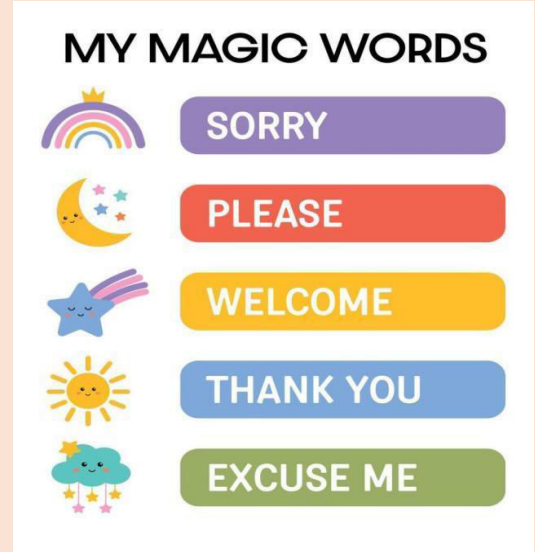

- Brushing teeth twice daily.
- Combing hair regularly.
- Bathing every day.
- Washing hands before and after meals.
- Trimming the nails and keeping them clean.

Make your child independent by inculcating the following life skills.



- Buttoning and unbuttoning the shirt.
- Keeping his/her belongings back in their place/arranging their toy shelf, etc.
- Folding mats and clothes.
- Wearing shoes and socks.
- Zipping the school bag and clothes.
- Packing his/her school bag.
- Laying the table.

Work on the following social skills



- Greeting someone with a smile.
- Conversing freely with visitors and relatives.
- Answering the phone calls saying “hello”, and asking who is calling?
- Speaking politely.
- Sharing with friends.
- Taking turns.
- Using magical words -
I’m sorry, Please, Excuse me, Thank you, Welcome

Work on the fine motor skill activities.



- Zipping and unzipping.
- Buckling and unbuckling.
- Opening and closing the bottle cap/tiffin lids, etc.
- Picking up and holding onto small objects.
- Turning pages of a book.
- Squeezing sponges.

LET'S CELEBRATE INTERNATIONAL YOGA DAY



21st of June is celebrated as the International Day of Yoga, promoting awareness of its numerous health benefits.

Yoga is a great gift to mankind which helps us stay fit and maintain our health. Practice the given **Yoga poses** under your parents' supervision.

Let your parents **click pictures** while you perform these postures and capture your progress!



FUN WITH CLAY : Make your own creations



**Make beautiful flowers using
colourful clay.**

FATHER'S DAY SPECIAL

Father's Day is celebrated on 15th June to honor and express love for our fathers.

A father is not just a guide and protector but also the greatest superhero in our lives!

Let's make his day more special by making a BEAUTIFUL CARD for him on this FATHER'S DAY as a token of our love and respect for him.

In the card, you may write the message like:

- 'Happy Father's Day, Daddy. I Love you so much.'
- 'You' are the best daddy in the world.



ACTIVITY FOR KIDS

My table mat - my creativity

Create a table-mat piece on A3 sheet using crayon or pastel colours.


Let the child unleash his or her own creativity using vegetables. Children will make their table mat themselves. They can decorate their Table mat with stickers, fingerprint, thumb print, leaf print etc. Once completed, get it laminated and bring it to school. This table-mat will stay in class and you can use it during lunch breaks.



Rhyme time

Let's learn the rhyme given below:


Go and stand in front of a mirror in your home. Look at yourself and see how smartly you recite the rhymes given below with actions:



It's story TIME

Let's learn the story given below.

Read and learn the given story. Record a short video presenting the story using props. Post the videos in the class group.



Shepherd Boy








Once a naughty shepherd boy brought out the villagers three or four times by crying out, "Wolf! Wolf!"

When his neighbours came to help him, he laughed at them. One day the shepherd boy shouted for help as the wolf actually came. No one came to help him. The wolf killed the shepherd boy.

Fun Sheet (English)

Identify the picture, find the correct sound and write in the given box.

(Learning Objective: - Phonic Awareness, Word Formation, Vocabulary development)

	→	c		an
	→	f		at
	→	h		an
	→	m		at
	→	b		an
	→	p		ap
	→	g		at

Fun Sheet (English)

(Learning Objective: - Alphabet Recognition, Fine motor skill, Early literacy development)

FILL THE MISSING LETTER

Directions: Fill in the blanks with missing letter.



a	b			
.....	e	g	h	i
j	l	n
p	r	s	u
v	x	z	



Fun Sheet (Maths)

Cut and paste the picture in correct sequence 1 to 8.

Learning Objective: - Number recognition, understanding sequencing, observation skill


1	2	3	4	5	6	7	8





Fun Sheet (Maths)

Count the objects and write their number-

Learning Objective: -, observation skill, improve counting skills



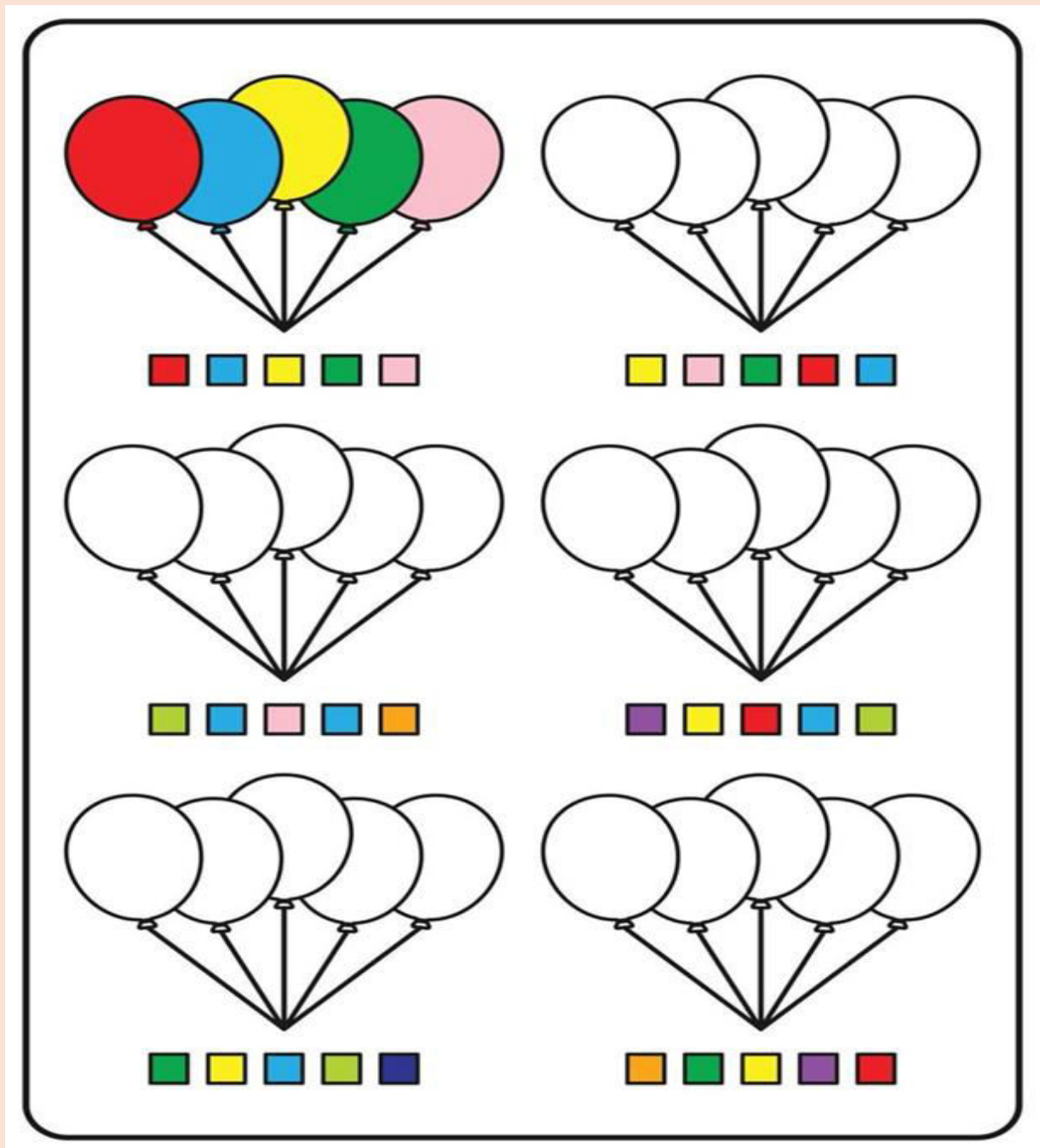
Below the collection of objects, there are three rows of icons and blank lines for counting:

	_____		_____		_____
	_____		_____		_____
	_____		_____		_____

Fun Sheet (EVS)

Colour the balloons according to the given patterns.

(Learning Activity: -Colour Recognition, logical thinking, attention & concentration)



Fun Sheet (EVS)

Learning Objective: Moral and social development, discussion skill, decision making.

Which students behave as good students and which ones aren't?
Color the smiley face for Yes or the sad face for No.

